


I-T Characteristics / 時間-電流特性

Rated Current 額定電流	1.5In	2.1In	2.75In	3.0In	4.0In	10.0In
<1A	1 Hrs Min.	-	-	120s Max.	-	-
1A - 3.15A	1 Hrs Min.	30min Max.	750ms~80s	-	95ms~5s	10ms~150ms
4A - 6.3A	1 Hrs Min.	30min Max.	750ms~80s	-	150ms~5s	10ms~150ms
8A - 20A	30min Min.	30min Max.	750ms~80s	-	150ms~8s	10ms~150ms

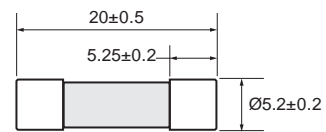


Product Features / 產品特性

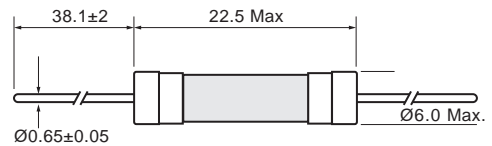
Operating Temperature 操作溫度	Operating temperature / 操作溫度範圍: -55°C~125°C When choosing the fuses specification, if the operating environmental temperature beyond the scope from 20~30°C, you should consider the environmental temperature's affection to fuses. 若貴司操作環境溫度超出25±5°C範圍，在選用保險絲規格時，需考慮操作環境溫度對保險絲的影響。
Storage Conditions 儲存條件	Under airtight in temperature +10°C~60°C、relative humidity ≤75% can store 3 years. 在溫度+10°C~60°C、相對濕度≤75%的密閉條件下可存放3年。 Without dew in temperature+10°C~60°C、relative humidity be 95% maximum value for 30 days. 在溫度+10°C~60°C、相對濕度為95%的非露天下最多可存放30天。
Installation Way & Parameters 安裝方式及條件	Wave soldering parameters / 波峰焊 Solder pot temperature / 錫爐溫度: 260±3°C Max Solder dwell time / 焊接時間: 10s Max Hand welding parameters / 手工焊 Solder iron temperature / 烙鐵溫度: 350±5°C Heating time / 焊接時間: 5s Max

Dimensions / 尺寸圖 (Unit / 單位:mm)

WN20-XXX(-H)



WN20-XXX-P(-H)



6.3A and below : 0.65mm ; Above 6.3A : 0.81mm

Electrical Characteristics / 電氣特性

Type 品名	Ordering P / N 料號				Rated Current 額定電流	Breaking Capacity 分斷能力	Safety Approvals 安全認證	
WN20	WN20-XXX	WN20-XXX-P	WN20-XXX-H	WN20-XXX-H-P				
	WN20-0.5	WN20-0.5-P	-	-	500mA	600VAC / 200A 500VDC / 300A 400VDC / 2000A	●	
	WN20-0.63	WN20-0.63-P	-	-	630mA		●	
	WN20-0.8	WN20-0.8-P	-	-	800mA		●	
	WN20-1	WN20-1-P	-	-	1A		●	●
	WN20-1.25	WN20-1.25-P	-	-	1.25A		●	●
	WN20-1.6	WN20-1.6-P	-	-	1.6A		●	●
	WN20-2	WN20-2-P	WN20-2-H	WN20-2-H-P	2A		●	●
	WN20-2.5	WN20-2.5-P	-	-	2.5A		●	●
	WN20-3.15	WN20-3.15-P	WN20-3.15-H	WN20-3.15-H-P	3.15A		●	●
	WN20-4	WN20-4-P	WN20-4-H	WN20-4-H-P	4A		●	●
	WN20-5	WN20-5-P	WN20-5-H	WN20-5-H-P	5A		●	●
	WN20-6	WN20-6-P	-	-	6A		●	●
	WN20-6.3	WN20-6.3-P	WN20-6.3-H	WN20-6.3-H-P	6.3A		●	●
	WN20-8	WN20-8-P	WN20-8-H	WN20-8-H-P	8A		●	●
	WN20-10	WN20-10-P	-	-	10A		●	●
	WN20-12	WN20-12-P	-	-	12A		●	●
	WN20-15	WN20-15-P	-	-	15A		600VAC / 200A 500VDC / 300A	●
WN20-16	WN20-16-P	-	-	16A	●			●
WN20-20	WN20-20-P	-	-	20A	●	●		